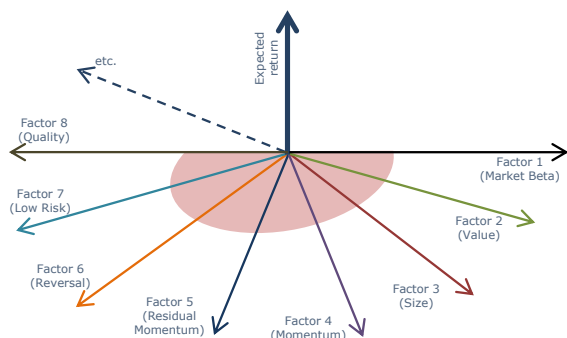


## Strategy

SPI Multi Premia® ("SPI MP") relies on the Multi Premia® methodology developed by Finreon and is an official SPI index of the Swiss stock exchange (SIX). The index comprises up to 60 of the largest developed Swiss equities. The Multi Premia® approach combines investments in seven different long only strategies with empirically proven long-term outperformance (so called factor premia): Value, Size, Momentum, Residual Momentum, Reversal, Low Risk and Quality. Very low correlations between the outperformances of these strategies allow a diversified portfolio of factor premia. This enables the Multi Premia® approach to harvest the average factor premium at significantly reduced relative risk. The strategy follows a quantitative approach. SPI Multi Premia® invests in stocks which exhibit characteristics in accordance with the seven factor premia enumerated above, and weights them according to market capitalisation. The return and risk can therefore deviate from the SPI (the "benchmark"). The total risk born by the investor is similar to a Swiss equity investment in Swiss francs.

	Value	Size	Momentum	Residual Momentum	Reversal	Low Risk	Quality
<b>Return current month<sup>1</sup></b>	1.3%	-3.3%	-0.9%	0.1%	-2.1%	0.9%	-2.5%
<b>Return year-to-date<sup>1</sup></b>	9.6%	1.1%	6.1%	5.0%	3.2%	8.4%	4.6%

## Multi Premia concept



## Current month

In March, the SPI Multi Premia® index achieved a return of -0.8% and thereby overperformed the SPI, which achieved -2.0%.

The factors Value (1.3%), Momentum (-0.9%), Residual Momentum (0.1%) and Low Risk (0.9%) were able to outperform the SPI this month.

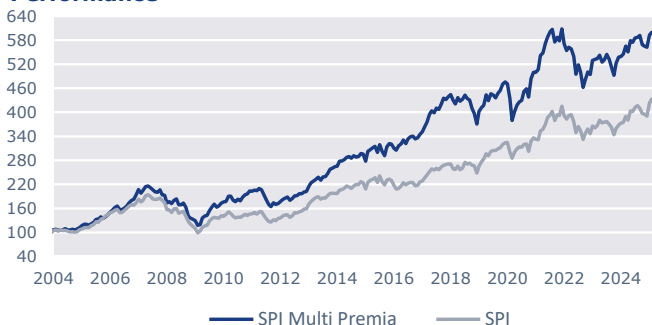
	SPI Multi Premia®	SPI
<b>Return current month</b>	-0.8%	-2.0%
<b>Return year-to-date</b>	5.7%	8.6%

- Stock returns are not only driven by (stock) market risk; there are further factors which help to better explain stock returns.
- These factors exhibit empirically proven long-term outperformance ("factor premia") when compared to the market portfolio.
- However, single factor strategies such as value or momentum historically showed strong and long-lasting cycles, high relative risk and significant drawdowns.
- Cycles of different factors tend to be asynchronous / uncorrelated which offers a pronounced potential for diversification.
- A diversified investment in different factors is therefore able to earn the average premium while massively reducing relative risk and drawdowns.
- SPI Multi Premia® invests in a set of seven long-only factor premia: value, size, momentum, residual momentum, reversal, low risk and quality.

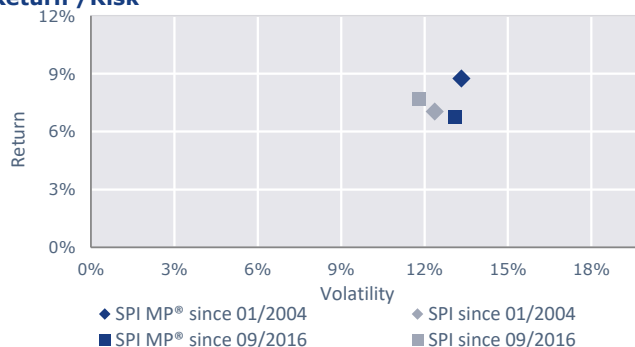
## Return / risk figures

	01/2004 - 03/2025		Since Inception 09/2016	
	SPI Multi Premia®	SPI	SPI Multi Premia®	SPI
<b>Return p.a.</b>	8.8%	7.0%	6.8%	7.7%
<b>Volatility</b>	13.3%	12.4%	13.1%	11.8%
<b>Sharpe Ratio</b>	0.69	0.60	0.58	0.71
<b>Downside volatility<sup>2</sup></b>	8.8%	8.2%	8.8%	7.5%
<b>Upside volatility<sup>2</sup></b>	10.3%	9.5%	9.9%	9.4%
<b>Correlation<sup>3</sup></b>	0.91	n.a.	0.92	n.a.
<b>Downside correlation<sup>3,4</sup></b>	0.83	n.a.	0.80	n.a.
<b>Upside correlation<sup>3,4</sup></b>	0.78	n.a.	0.83	n.a.
<b>Max. drawdown</b>	-45.6%	-48.8%	-24.1%	-19.9%
<b>Positive months</b>	65.4%	61.4%	62.7%	60.8%

## Performance



## Return / Risk



All figures are annualized.

Performance SPI Multi Premia®: SPI Multi Premia® Total Return since 01/2004.

1) Absolute return of the respective single factor portfolios.

2) Average negative (downside volatility) or positive (upside volatility) deviation of returns from zero.

3) Reference value is the SPI. 4) Correlation for periods when benchmark (SPI) shows negative (downside) resp. positive (upside) returns.

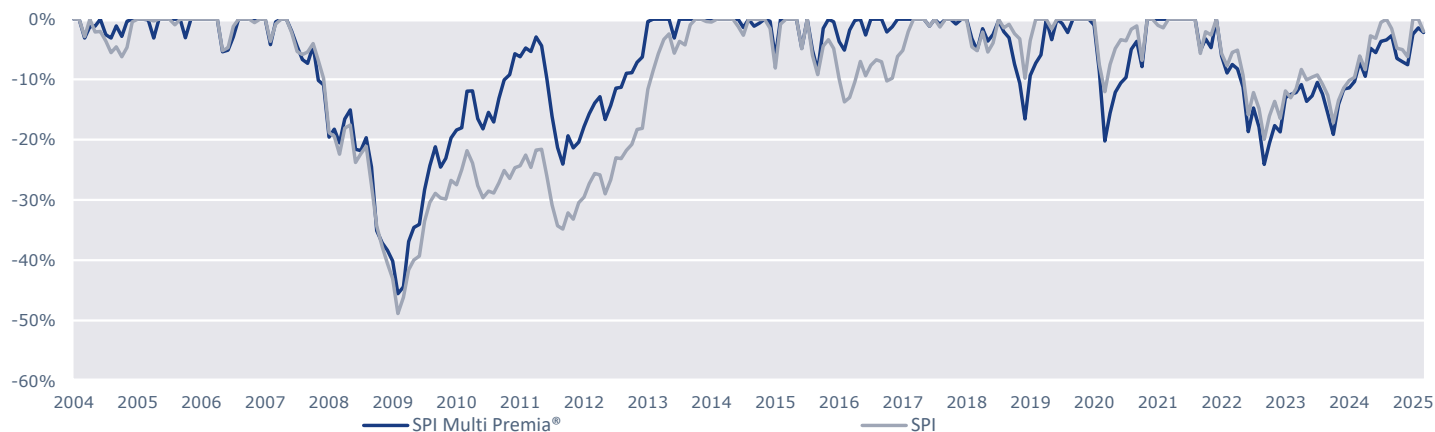
## Monthly Returns in %

	Jan	Feb	Mar	Apr	May	Jun	Jul	Aug	Sep	Oct	Nov	Dec	YTD
2008	-9.8	1.7	-2.8	5.0	1.8	-7.7	-0.2	2.7	-6.0	-14.0	-3.1	-2.0	-30.8
2009	-2.8	-9.1	2.0	13.6	3.8	0.7	8.7	5.6	4.1	-4.3	1.9	4.4	30.3
2010	1.7	0.4	7.4	0.0	-5.2	-2.0	3.4	-1.9	4.8	3.5	1.0	3.8	17.4
2011	-0.5	1.6	-0.7	2.6	-1.5	-5.7	-6.9	-6.2	-3.4	6.2	-2.5	1.2	-15.5
2012	3.2	2.6	2.2	1.2	-4.4	2.8	3.3	0.2	2.6	0.1	1.9	0.9	17.7
2013	6.3	4.1	1.8	1.9	2.3	-3.1	3.6	0.4	3.2	4.4	1.1	1.2	30.3
2014	0.7	4.6	0.1	1.3	2.0	0.6	-1.4	2.1	-1.2	0.5	2.6	-0.3	12.0
2015	-6.0	8.9	1.4	1.5	1.1	-4.8	6.3	-5.1	-3.6	7.7	2.6	-0.4	8.4
2016	-3.3	-1.4	3.5	1.7	2.9	-2.6	3.6	1.6	0.5	-2.1	0.9	2.4	7.5
2017	1.9	3.7	3.0	5.1	2.3	-1.2	3.0	-0.8	3.3	3.4	-0.8	1.6	27.2
2018	1.2	-3.2	-2.0	3.7	-2.1	1.2	2.3	-1.8	-1.0	-4.5	-3.4	-6.6	-15.5
2019	8.6	2.3	1.4	6.2	-3.3	4.0	-0.7	-1.5	2.6	1.6	3.4	1.2	28.4
2020	-1.0	-7.8	-12.6	5.8	4.1	1.8	1.0	5.2	1.4	-4.4	10.4	3.2	5.0
2021	0.1	1.4	6.9	1.1	4.4	2.7	2.3	1.0	-5.2	2.1	-1.5	5.2	21.7
2022	-6.1	-3.0	1.6	-0.8	-3.3	-8.3	4.8	-3.7	-7.6	4.6	3.6	-1.3	-18.7
2023	7.0	0.6	0.4	1.5	-3.1	1.0	2.6	-2.2	-3.7	-4.1	6.1	3.0	8.8
2024	0.2	1.1	3.6	-2.5	5.1	-0.7	2.0	0.2	0.8	-3.9	-0.6	-0.5	4.5
2025	5.4	1.1	-0.8										5.7

YTD: year-to-date

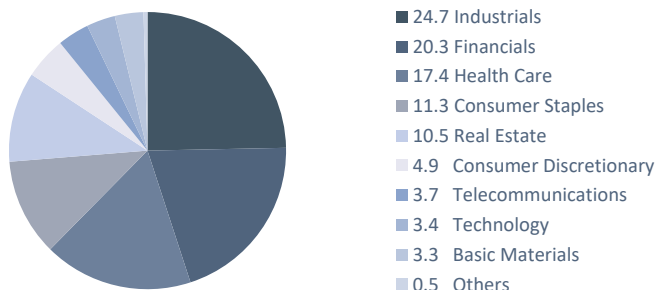
● SPI Multi Premia® Total Return since 01/2004.

## Maximum Drawdown



## Current Portfolio Characteristics

### Sectors in %



### 10 largest positions in %

SPI Multi Premia®	
Roche	5.17
Novartis	4.48
PSP Swiss Property	4.17
Swiss Prime Site	3.98
SGS	3.81
Swisscom	3.69
Baloise	3.63
Nestlé	3.29
Swiss Re	3.27
Zurich Insurance	3.21



## Investment opportunities

The SPI Multi Premia® strategy can be accessed by qualified investors through investment mandates. Please contact us for further information about our mandate solutions.

Index			
Index Advisor	Finreon Ltd, St.Gallen	Currencies	CHF, EUR
Index Provider	SIX Swiss Exchange Ltd.	Index Types	Net Return, Price Return
Benchmark	SPI	Launch	13.09.2016

Total Return (TR)	CHF			EUR		
	ISIN	Bloomberg	Index level	ISIN	Bloomberg	Index level
SPI Multi Premia	CH0329197351	SPIMTPC	594.54	CH0329197435	SPIMTEC	971.03
SPI Value Premium	CH0329197286	SPIVPC	593.64	CH0329197369	SPIVPEC	969.56
SPI Size Premium	CH0329197294	SPISPC	520.6	CH0329197377	SPISPEC	850.27
SPI Momentum Premium	CH0329197302	SPIMPC	801.73	CH0329197385	SPIMPEC	1309.42
SPI Residual Momentum Premium	CH0329197310	SPIRPC	573.9	CH0329197393	SPIRPEC	937.32
SPI Reversal Premium	CH0329197328	SPIRVC	398.01	CH0329197401	SPIRVEC	650.05
SPI Low Risk Premium	CH0329197336	SPI LPC	647.06	CH0329197419	SPI LPEC	1056.81
SPI Quality Premium	CH0329197344	SPIQPC	640.17	CH0329197427	SPIQPEC	1045.55

Price Return (PR)	CHF			EUR		
	ISIN	Bloomberg	Index level	ISIN	Bloomberg	Index level
SPI Multi Premia	CH0329197195	SPIMTP	350.81	CH0329197278	SPIMTPE	572.96
SPI Value Premium	CH0329197120	SPIVP	303.45	CH0329197203	SPIVPE	495.61
SPI Size Premium	CH0329197138	SPISZ	343.48	CH0329197211	SPISPE	560.99
SPI Momentum Premium	CH0329197146	SPIMP	497.67	CH0329197229	SPIMPE	812.81
SPI Residual Momentum Premium	CH0329197153	SPIRP	347.67	CH0329197237	SPIRPE	567.83
SPI Size Premium	CH0329197161	SPIRV	227.15	CH0329197245	SPIRVE	371.00
SPI Size Premium	CH0329197179	SPI LP	370.7	CH0329197252	SPI LPE	605.45
SPI Size Premium	CH0329197187	SPIQP	393.59	CH0329197260	SPIQPE	642.82

## Contact

Finreon Ltd.  
 Oberer Graben 3  
 CH-9000 St.Gallen  
 Tel.: +41 71 230 08 06  
 E-Mail: info@finreon.ch

### Legal disclaimer

This document only serves for advertisement purposes. This document and any information contained herein are intended for qualified investors and are confidential. They are meant for informative purpose only. This document constitutes neither financial, legal, tax or other advice nor an offer for any transaction. No investment decision should be made solely based on this information. Investments in any of the described investment instruments should only be made after carefully studying the corresponding prospectus and fund contract as well as the annual or half-yearly report including all the legal information therein. You should obtain advice from a qualified expert before making any investment decision. Although Finreon intends to keep the content of this document correct and complete, no warranty is given regarding correctness, completeness or this document being up-to-date. No liability is accepted for any damages whatsoever arising from action taken on the basis of information contained within this document. The name SPI Multi Premia® is a label of SIX Swiss Exchange. The product SPI Multi Premia® is a joint intellectual property of SIX Swiss Exchange and Finreon and protected. The name as well as the product and the methodology Multi Premia® are intellectual property of Finreon and protected. Any reproduction or recirculation is prohibited. Past performance is not an indicator for future performance.